


PBR | TFR PANELS



www.custombiltmetals.com
1-800-826-7813

SMP PAINT SYSTEM 40 YEAR WARRANTY



Satin White



Storm Gray



Forest Green



Weathered Copper



Zincalume/Galvalume

“ENERGY EFFECIENCY WITH STYLE & DURABILITY”

Consult with your Custom-Bilt Metals representative for availability.

PBR | TFR PANELS

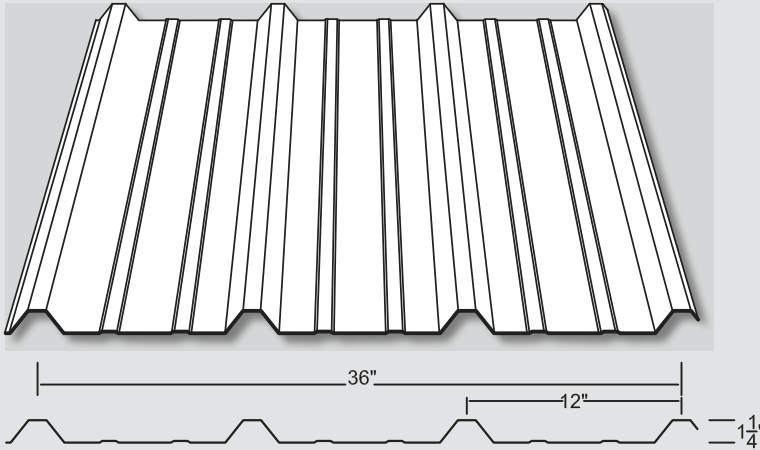


1.800.826.7813

www.CustomBiltMetals.com

info@custombiltmetals.com

PBR Panel



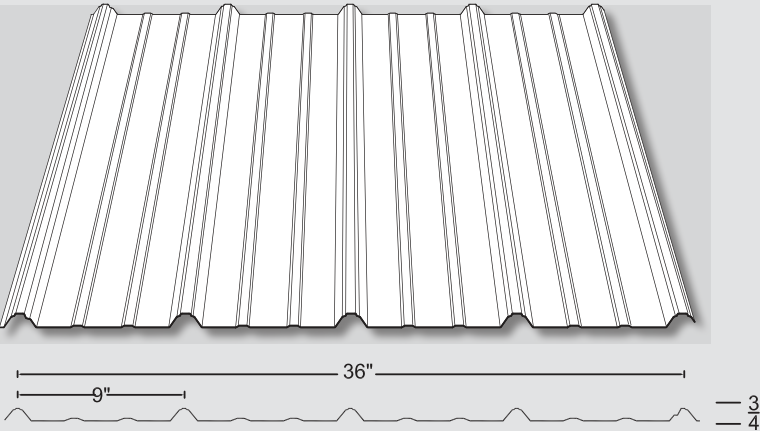
Features & Benefits

- 36" coverage for faster installations
 - Available in 26ga and 24ga
 - Purlin-bearing leg provides quality of side lap
 - Installs over open framing or solid substrates
 - Trim packages or matching flat stock available
 - Matching Polycarbonate Skylights available
- Available in Galvanized and Galvalume/Zincalume, or coated with Silicon Modified Polyester (SMP) colors.

Gauge	Wt. (lbs/ft ²)	S+ (in ³ /ft)	I+ (in ⁴ /ft)	S- (in ³ /ft)	I- (in ⁴ /ft)
26 - 80 KSI	0.88	0.0409	0.0443	0.0457	0.0369
26 - 50 KSI	0.88	0.0435	0.0457	0.0463	0.0375
24 - 50 KSI	1.1	0.0598	0.0598	0.0581	0.0480

Allowable Distributed Load (psf)					
Gauge	Span	Basis	3-0	4-0	5-0
26 - 80 KSI	SS	f	109	61	39
		L/180	109	61	31
	DS	f	121	69	44
		L/180	121	69	44
	TS	f	152	86	55
		L/180	152	86	49
26 - 50 KSI	SS	f	96	54	35
		L/180	96	54	32
	DS	f	102	58	37
		L/180	102	58	37
	TS	f	129	72	46
		L/180	129	72	46
24 - 50 KSI	SS	f	132	75	48
		L/180	132	75	42
	DS	f	129	73	46
		L/180	129	73	46
	TS	f	161	91	58
		L/180	161	91	58

TFR-36 Panel



Features & Benefits

- 36" coverage for faster installations
 - Anti-siphon groove improves weather tightness
 - Purlin-bearing leg provides quality of side lap
 - Installs over open framing or solid substrates
 - Trim packages or matching flat stock available
 - Matching Polycarbonate Skylights available
- Available in Galvanized and Galvalume/Zincalume, or coated with Silicon Modified Polyester (SMP) colors.

Gauge	Wt. (lbs/ft ²)	S+ (in ³ /ft)	I+ (in ⁴ /ft)	S- (in ³ /ft)	I- (in ⁴ /ft)
29	0.66	0.0188	0.0111	0.0154	0.0077
26	0.85	0.0252	0.0148	0.0211	0.0106
24	1.05	0.0308	0.0183	0.0263	0.0135

Allowable Distributed Load (psf)					
Gauge	Span	Basis	3-0	4-0	5-0
29 - 80 KSI	SS	f	50	28	18
		L/180	36	15	8
	DS	f	41	23	15
		L/180	41	23	13
	TS	f	51	29	18
		L/180	47	20	10
26 - 50 KSI	SS	f	56	32	20
		L/180	48	20	10
	DS	f	47	27	17
		L/180	47	27	17
	TS	f	59	33	21
		L/180	59	28	14

Our Partners in Energy Efficiency

